

# PERGO®

ORIGINAL LAMINATE



FLOORS  
FOR  
REAL LIFE

**Welcome**

to 76 pages of inspiration

*tips and guides*

2019

**Natural variation  
like never before**  
– new Sensation Modern  
Plank decors

**GO GRAND**  
with Sensation  
Wide Long Plank!



6

### A GRAND VIEW!

Sensation Wide Long Plank floors add an extra spacious feeling to your room.

# NEW

## Sensational decors in Modern plank format

With even more variation between planks, these new designs create a naturalistic look like no other laminate floor.

7



« FRONT PAGE STOCKHOLM OAK, PLANK L0239-04295

In rooms that will see a splash or two, our water-resistant Sensation floors are a great way to combine natural looks and supernatural functionality.

8



52

### Caring for the environment




## Find your dream floor *choose from 80 designs*

What's hot? If you are thinking about a new floor you're well on your way just by reading this. In this inspiration magazine we'll guide you along the way that leads to your new floor.

12



59



56

### Do it yourself?

Installing a new floor is easier than you might think. We'll guide you every step of the way!




54

**Original Laminate**  
Wear- and scratch-resistance that you can trust!

### What about the rest?

64

We won't stop until you have all the accessories you need to create a complete, beautiful floor.



## The choice is yours!

Pergo offers regular laminate floors and Sensation laminate. Both are available in different formats and designs.

Read more about Sensation on page 4.

# Original durability for modern living

Available in a wide range of designs and formats, our laminate floors are as versatile in looks as they are in function. And with the 100% water-resistant floors, you can now find a laminate floor for all the different rooms in your home, including the kitchen. Pergo is the original. We invented the very first laminate floor,

and with that a whole new category of durable flooring. We have the experience and know-how to guide you to the right floor. And not only that – **we will guide you through the installation and everything else you need to make sure your new floor will be just as beautiful as you want it to be!**

**Hi there, wood-lover!**

Here's why you might consider not choosing a wood floor, **but a Pergo Sensation floor instead**

# Sensation – looks that last

Do you like the look of natural wood, but worry about how it will last? Our Sensation laminate floors keep your interior looking new and fresh, without changing colour or hue.

## **This is Pergo Sensation:**

- » True-to-nature look with deep embossing to bring out every grain of the wood design – even into the bevels.
- » Matt finish for a naturalistic look and feel.
- » Surface protection that covers the complete plank – even into the bevels.
- » 100% water-resistance, with AquaSafe technology, makes Sensation floors ideal for kitchens and other wet areas.

**See our Sensation designs in Wide long plank and Modern plank on pages 59 and 60!**

Natural looks  
and **supernatural  
functionality!**

**See it for yourself  
– visit your dealer or order  
a sample on our website!**

**aqua  
safe**





Sensation  
modern plank  
**1380 x 190 mm**

FARMHOUSE OAK, PLANK L0231-03371

# 4

.....  
**WAYS TO  
ADD SPACE:**

**1. Unclutter**

Removing things brings out the true space of your room.

**2. Pick the right floor**

Large floorboards make the whole interior feel bigger and airier.

**3. Visible corners**

A room feels bigger when you can see its outlines.

**4. Light colours**

With light comes space  
– and remember: it  
doesn't have to be white.

## Sensation wide long plank 2050 x 240 mm

The size of each individual plank really allows the room to come to life and brings out the natural look and feel of the Sensation floors even more!

# More Sensational news!

We are proud to present 16 new Sensation decors  
to our Modern plank range.

**With even more variation between planks, these new designs  
create a naturalistic look like no other laminate floor.**

And the bigger the room, the bigger the effect so if you're looking  
for a new floor for a large area, you should really take a look  
at our new Sensation floors.



Can you tell the difference? The deep grooves, matt surface and wood-like feel  
make it almost impossible to tell the durable, water-resistant floor from the wooden one.

**More information on the new designs on page 60**





## Looking for a worry-proof floor?

- » Best durability
- » Fast and easy to install
- » Best guarantee

# 100% water-resistant

With Aquasafe technology Pergo sets the new standard for laminate flooring when it comes to water resistance. AquaSafe allows you to get the durability of a laminate floor in hallways, kitchens and other wet areas. But the ability to withstand water is not the only benefit. A water-resistant floor is equally resistant to dirt and spills.

AquaSafe creates a sealed surface – all the way down into the bevels – efficiently preventing water from penetrating the floor. The result? Water, dirt, and stains stay on the surface and can be easily wiped off. As bonus of being water-resistant, the floors are also

hygienic and easy to maintain. On top of all this Wide Long plank and Modern plank offer a 10-year wet guarantee and Classic Plank 5-years. **See all our water-resistant floors on pages 59 – 62.**



### **WATER-RESISTANT AND WORRY-PROOF OUTSIDERS:**

Three rooms where you might not think of fitting a water-resistant floor, but perhaps you should?

#### **Dining room**

Water-resistant also means wine- and sauce-proof. If you spill something, just wipe it off!

#### **Kids' room**

Who knows what they'll get up to? A water-resistant floor is good insurance.

#### **Bathroom**

It doesn't have to be all ceramic tiles or vinyl. Pergo AquaSafe introduces new looks to the bathroom.

# Of course, size matters!

- 1: 1200 x 190 mm
- 2: 1380 x 190 mm
- 3: 2050 x 205 mm
- 4: 2050 x 240 mm
- 5: 1224 x 408 mm



The individual plank plays an important part in creating an overall impression. Depending on how you choose, you can transform the feeling of the entire room. Make it wider, narrower, longer, darker or lighter – the options are endless.

Our laminate range can offer you everything from long planks that create a modern, spacious ambience to classic planks or big slabs. Several floors have bevelled edges to enhance the feeling of wooden planks or genuine ceramic tiles.



For fast and easy renovation - use a paintable wallbase cover over existing wallbase. See page 67.

FROST WHITE OAK, PLANK L0231-03866

# Take your floor all the way

To make the floor a truly integrated part of your home, we offer a wide selection of accessories. Wallbases, mouldings and underlays add functionality and take your interior to a new level by completing the look of your new floor. Take a look at page 64 to see all the options and learn more!

## OHOY DIY-er!

Three steps you shouldn't skip on your way towards the perfect floor:



underlay



installation kit



wallbases & profiles



**Did you know?**

A water-resistant floor is equally resistant to stains and dirt.

## Open up!

Wide, long floorboards  
and big windows bring space  
and light.

**Sensation**  
wide long plank



## Living out *your dreams inside*

Allow your home to blur the lines between outside and in.  
Just leave the doors open, enjoy life and live it  
wherever you feel like. With Pergo Sensation floors you don't  
have to worry about dirt or water from the garden.  
The sealed surface makes it all stay on the  
surface to be wiped away.



# The ABCs *of easy living*

What used to be a schoolhouse many years ago,  
is now the modern home of a young family.  
By mixing original details and modern furniture,  
they've created a home with a unique character  
and soft pastel colours.


**Sensation**  
wide long plank

ROCKY MOUNTAIN OAK, PLANK L0234-03570



Thinking about installing the floor yourself?  
Don't worry!  
Installation is fast and easy with PerfectFold™ click system.  
More on page 57.

FJORD OAK, PLANK L0234-03863



BEACH TOWN OAK, PLANK L0234-03870



With Pergo Sensation you don't have to trade that beautiful look and feel of wood for water-resistance!



## Simple pleasures

Make it easy on yourself.

Aim for a stripped-down, simplified space that will be a joy to live in. It will give you the space you need to fill more of your life with the things you love.



### **Everlasting love (or close enough)**

The superior durability and lifetime guarantee of Pergo laminate floors means that you'll be able to enjoy the design you love for many, many years to come.

**Dare to be trendy!**  
Paint your walls  
thunder blue.








ISLAND OAK, PLANK L0239-04297



Getting up in the morning is easier when you know the first thing you'll touch is a nice, warm floor! **Read more about Pergo Quickheat on page 69.**



### **Soothing pastels**

Powder colours are wonderfully soft and pleasing to the eye. Mixing them in multiples of three gives your interior both variation and harmony.



### **Thinking about installing it yourself?**

Don't worry! Installation is fast and easy with PerfectFold™ click system. See more on page 57.



## Perfectly imperfect

Let nature take its course in your home.  
Cracks, nuts and rustic wood textures  
add a solid feel to your interior.



COUNTRY OAK, PLANK L0234-03590

## HOW TO CREATE *the relaxed country feel:*

- » Go for fuss-free materials in natural fibres like loose weaves, unbleached cottons and slub linens to get that organic vibe.
- » Banish clutter and stick to a stripped-down, simplified space that will be a joy to live in.
- » A floor made up of long and wide planks creates space and allows your interior to breathe.
- » Be wary of colour – stick to dusky greys, milky whites and soft creams.



MEADOW OAK, PLANK L0239-04309






# Classics

*never go out of style*

Get set for life!  
Pergo floors come  
with a lifetime  
guarantee.  
Read more on  
page 55.



# A look that keeps *reinventing itself*







GET THE SCANDINAVIAN CLASSICS LOOK:

» Mix traditional and modern. If you are starting from scratch, make classics the key pieces. Then you can add a touch of contemporary styling without clashing.

» Work in lots of wood. Allow the warmth and texture of natural wood to come out in everything from your storage furniture to your floor.

» Restrict your colour palette. For a calm, simple style, stick to white, black, grey, shades of one colour (in this case, blue) and natural tones.





**Did you know?**

A water-resistant floor  
is equally resistant to  
stains and dirt.



# Clear *contrasts*



Set the scene for your everyday life using the simplicity of black and white. Elementary colours let other things stand out all the more clearly.

*And to simplify even more, the Sensation floors combine looks and water-resistance. What could be better for letting the kitchen become a part of your living space?*

BLACK PEPPER OAK, PLANK L0231-03869





RIVERSIDE OAK, PLANK L0239-04301

**FLOOR INSTALLATION TIP:**

When installing a floor, choose the correct orientation to complement the overall look.

As a general rule of thumb, let the floorboards go towards the light source, like a large window. This helps give a more uniform look because the light is not going across each individual joint.

**Don't worry!**

Installation is fast and easy with PerfectFold™ click system. More on page 57.



VINTAGE GREY OAK, PLANK L0239-04311



Let your floor lead the way  
*towards the light!*



## Bring it on!

Laminate flooring combines design with superior durability that can withstand the challenges of everyday life. Want to know more?


Take a look at page 54.

**Matching  
stair nose**  
in the same design  
as your floor makes  
for a complete  
look.



# A stylish everyday


Sure, life is mostly made up of ordinary days, but that's no reason to lower your style standards. If you choose the right kind of floor you can create the interior you love, without worrying about whether it can withstand the challenges – and accidents – that are bound to happen.



BLACK OAK, PLANK L0241-01806



MIDNIGHT OAK, PLANK L0223-01763



MEDIUM GREY SLATE L0220-01779

# Made to match

Unsure about which floor will fit your style?  
Pergo Sensation floors come in different formats and  
designs, allowing for a wide range of looks.  
**See our different surface finishes on page 58.**



**Rustic meets modern.** Our Sensation floors come with a silk matt finish that underlines the naturalistic feel. A pronounced wood structure follows the wood grain in every detail, highlighted by rustic cracks, nuts and scraped effects. Mixed with modern furniture and minimalistic design, it makes for an exciting contrast between styles.





NORTH CAPE OAK, PLANK L0239-04289

### Grey is anything but beige

Don't underestimate grey. Create an elegant and peaceful interior using different hues. Or let the subtle feel be a backdrop to create colourful explosions in your styling.



**A taste of Pergo!**  
Want to see our  
floors in real life?  
Visit a dealer  
or order a sample on  
[pergo.com](http://pergo.com).

MODERN GREY OAK, PLANK L0223-01753



WEATHERED PINE, PLANK L0239-04315



# The many faces of oak

EUROPEAN OAK, PLANK L0223-01756

## Oak designs are among our most popular floors

And it's easy to understand why. Not only does it offer a natural beauty that goes well with many interior styles.

It also lends itself to different surface treatments, structures and colours.

In other words, an oak floor is not a floor – it's a palette of floors offering a multitude of beautiful designs.



36 VINEYARD OAK, PLANK L0241-03366



NATURAL OAK, PLANK L0241-01804



THERMOTREATED OAK, PLANK L0241-01803



BRUSHED WHITE PINE, PLANK L0231-03373



WHITE SLAB L0218-01783



SILVER OAK, PLANK L0241-01807

# Bright ideas

There are many ways to create a light, roomy interior. Here are some of our favourite light designs: Winter Oak, Brushed White Pine, Silver Oak and White Slab!




WINTER OAK, PLANK L0223-01764

# CLOSER TO NATURE

Allow the outside into your home.  
Earthy materials and ceramics.  
Light flowing in through windows filled with greenery.  
Make the look complete with the natural look  
and feel of an oak plank floor.



**Keep nature natural**  
Allow the true colours of natural materials to come to life.



**The power of 3**  
Three is a good number  
when picking colours for  
a calm and peaceful  
ambience in your home.





Thinking about  
installing the floor  
yourself?  
Don't worry!  
Installation is fast and  
easy with PerfectFold™  
click system.  
More on page 57.

# A HOME WITHOUT WALLS

Leave the door open and turn the garden into an extension of your home.  
A roomy interior set in light, neutral tones, is the perfect match for the lush greenery outside.  
Just add friends!







**water-resistant  
& worry-proof!**



**A smart move**  
Being able to step out into the garden usually means stepping back in again. So be sure to pick a water-resistant floor that withstands dirt and water.

**Soften up with natural materials**



Inside or outside?  
With the right floor, anything goes!

WHICH  
FLOOR IS  
YOUR  
FAVOURITE?



**A great floor is about more than just looks.**  
Choosing the right underlay will not only increase walking comfort, but also add functionality to your floor.  
Read more on page 68.



MORNING OAK, PLANK L0241-03364



URBAN GREY OAK, PLANK L0231-03388



COTTAGE GREY OAK, PLANK L0233-03382



AUTUMN OAK, PLANK L0223-01785



MOUNTAIN GREY OAK, PLANK L0241-01802



RECLAIMED GREY OAK, PLANK L0223-01760



## THE HOME OF YOUR DREAMS

Considering how much time you spend there, surely it deserves to be more than just a room for your bed?






Getting up in the morning is easier when you know the first thing you'll touch is a nice, warm floor! **Read more about Pergo Quickheat on page 69.**



**Get set for life!**

Pergo floors come with a lifetime guarantee. Read more on page 55.

# design with an eye for detail



Find inspiration in the best of contemporary interior design and create a style that is refreshingly different and genuinely rewarding.





**Don't forget!**  
The wallbase is the finishing  
touch for your new floor  
- "colour coordinated" or white.  
More on page 65.





Thinking about  
installing the floor  
yourself?


Don't worry!  
On [pergo.com](http://pergo.com) you'll find  
step-by-step videos  
to guide you  
all the way.



# a splash of colour



Dare to go all the way! Let bright colours blend with clean whites and blacks to create a style that really stands out.





**Did you know?**

A water-resistant floor  
is equally resistant to  
stains and dirt.

## Durability x 2!

Choose a floor that is as good for the interior as it is for the exterior that we all share.

# Durability for the long run

At Pergo, durability is not limited to our products. It extends into our production process and influences how we protect our shared environment. To make it simple: When you choose one of our floors, you should feel safe in the knowledge that it has been produced using a minimum of resources.

To minimise our footprint we recycle whenever and whatever we can. 80% of the content of our products consists of wood surplus from the wood industry. We use only renewable wood products such as pine and spruce – never exotic woods or wood from rainforests that are threatened with extinction. And we try hard to reduce and re-use resources from every step of our production. Like using thermal energy from waste incineration plants to increase the energy efficiency of our own operations, or recycling all wood waste from our milling and sawing processes to heat our production facilities.

As proof of our efforts, we are proud of being the first flooring manufacturer to receive the Nordic Swan ecolabel, certifying that our products are a good environmental choice. In addition, we are also the first to receive the European Ecolabel for laminate flooring through our parent company Unilin. The EU Ecolabel is a label of environmental excellence that is awarded to products and services meeting high environmental standards throughout their life-cycle: from raw material extraction, to production, distribution and disposal.

Environmentally responsible, beautiful and long-lasting – that's Pergo durability.



\* Information sur le niveau d'émission de substances volatiles dans l'air intérieur, présentant un risque de toxicité par inhalation, sur une échelle de classe allant de A+ (très faibles émissions) à C (fortes émissions).



3029 0001



EU Ecolabel : SE/035/001



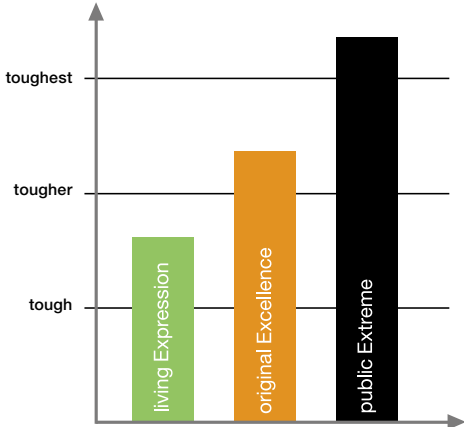
**Ever wondered what laminate is?**  
 – and what makes Pergo special?  
**Get into the details here!**

# The durable choice

Laminate flooring is the perfect combination of design and durability. Thanks to the patented **TitanX™ surface protection**, a Pergo laminate floor will keep its elegant finish year in and year out. TitanX™ is a multilayer technology that includes **protective layers** of aluminium oxide particles, which provides superior resistance to wear and scratching. And with the special **impact layers**, combined with a **high-quality core** material, TitanX™ also provides very high resistance to dropped objects and high-heeled shoes. For more technical info see page 74.



- 1 Superior wear and scratch-resistance layer
- 2 Crystal-clear decor
- 3 Special impact layers
- 4 Moisture-resistant HDF core
- 5 Back stabiliser



Our floors come in three quality levels: tough, **tougher & toughest**



living **Expression**

**Superior durability**  
 for all-round domestic use

Class 32 » TitanX™  
**25-year guarantee**



original **Excellence**

**Outstanding durability**  
 for the tough demands of everyday life

Class 33 » TitanX™  
**Lifetime guarantee**



public **Extreme\***

**Extreme durability**  
 for high-wear and public areas

Class 34 » TitanX™  
**Lifetime guarantee**

\*Please contact your nearest dealer for more info on public Extreme

# Lifetime guarantee

Extreme durability is the reason we boldly guarantee our floors against wear, stains and fading caused by sunlight for up to 33 years – the best guarantee on the market.

Pergo's guarantees are subject to local law and may therefore vary from country to country. For information about guarantees in your country, contact your nearest Pergo dealer or read more at [pergo.com](http://pergo.com).



**Don't  
worry!**

We'll guide you  
through the installation  
process.

# Thinking about doing it yourself?

**Installing your Pergo floor is now faster and easier than ever.** All our laminate floors come with the innovative PerfectFold™ 3.0 click system offering three different installation methods. Just click the planks together using the method that works best for you and you'll be done in no time. It is even easy to lift them up and replace them when necessary.

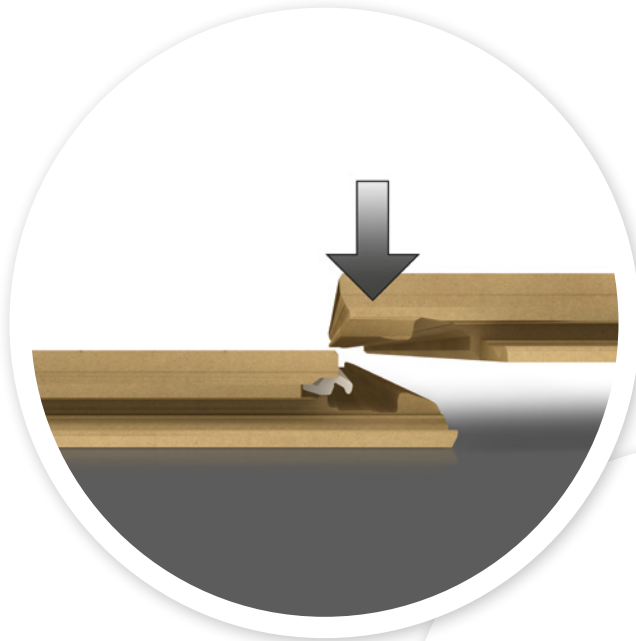
**Watch the step-by-step videos on [pergo.com](https://pergo.com)**



# Fast & easy

## installation with PerfectFold™ click system

Use the method that works best for you!

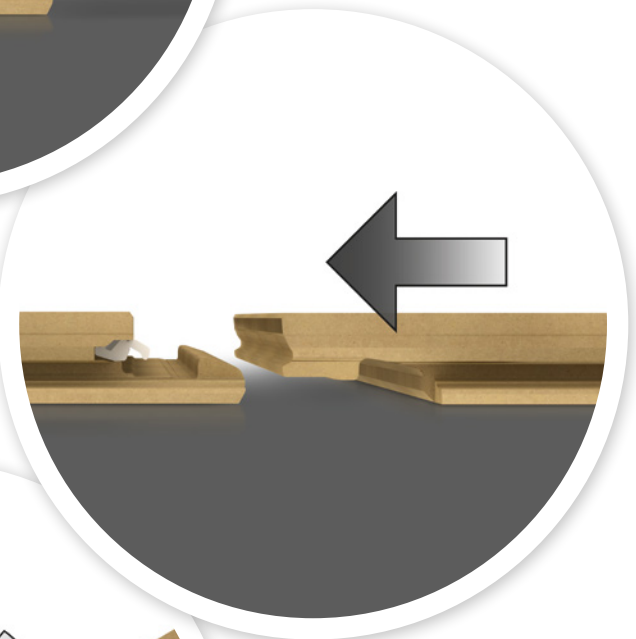


### Drop down

The ideal method for quickly installing a large area. Click the plank at the long side joint, slide it until it meets the end of the previously installed plank, and press down.

### Insert horizontally

Unlike many other brands, Pergo laminate floors can also be inserted horizontally. A very handy option for places where it is difficult or impossible to tilt the planks (when installing the last row of planks, or under door frames and radiators).



### Angle

If you prefer, Pergo offers a third option for installing your new laminate floor. Simply angle and click the planks together at the short end.

Your floor is just a click away

# Beauty beyond looks

There is more to a beautiful floor than meets the eye. That is why Pergo laminate floors not only look authentic, they feel that way too. Our collections feature seven different surface textures that each serve to enhance the authentic impression of your laminate floor.

From the well-worn vintage look to the natural feeling of woodgrain. To allow more fine-tuning of your interior design, our collection also includes different levels of gloss and floors with or without bevels.

Bevels help define each plank, and the shadows they create give your floor an added dimension. To find out what you like, visit your nearest dealer to experience these different options first-hand!



**Genuine™ wood, GW**

A subtle wood structure that follows the wood grain in every detail, an effect that is even more prominent in our Sensation floors. Available in different gloss levels.



**Genuine™ rustic, GR**

A pronounced wood structure that follows the wood grain in every detail, which is highlighted even more in Pergo Sensation floors. Can have cracks, nicks and scraped effects.



**Genuine™ sawcut, GC**

Realistic wood structure with a saw effect.




**Genuine™ stone, GS**

A life-like impression that follows the structure of real stone tiles.



**Wood, WO**

A fine and realistic wood texture, which highlights any kind of wood decor from light to dark wood species. Available in different gloss levels.



**Smooth, SO**

A silky, smooth surface for a softer touch and modern look. Available in different gloss levels.



**Antique wood, AW**

A rustic texture with a vintage feeling.

## Structure

- WO** Wood
- SO** Smooth
- GW** Genuine™ wood
- GR** Genuine™ rustic

- GC** Genuine™ sawcut
- GS** Genuine™ stone
- AW** Antique wood

## Gloss

- SP** Semi polished
- SM** Silk matt
- MA** Matt
- EM** Extra matt



# Sensation wide long plank

2050 x 240 mm | 4-way bevel



**LIGHT FJORD OAK, PLANK**  
 ■ L0234-03862  
 ■ L0334-03862 **GR / EM**



**SIBERIAN OAK, PLANK**  
 ■ L0234-03568  
 ■ L0334-03568 **GW / MA**



**ROCKY MOUNTAIN OAK, PLANK**  
 ■ L0234-03570  
 ■ L0334-03570 **GW / EM**



**FJORD OAK, PLANK**  
 ■ L0234-03863  
 ■ L0334-03863 **GR / EM**



**CHALKED NORDIC OAK, PLANK**  
 ■ L0234-03865  
 ■ L0334-03865 **GW / MA**



**SEASIDE OAK, PLANK**  
 ■ L0234-03571  
 ■ L0334-03571 **GW / SM**



**BEACH TOWN OAK, PLANK**  
 ■ L0234-03870  
 ■ L0334-03870 **GR / EM**



**CHATEAU OAK, PLANK**  
 ■ L0234-03589  
 ■ L0334-03589 **GW / MA**



**LODGE OAK, PLANK**  
 ■ L0234-03864  
 ■ L0334-03864 **GR / EM**



**COUNTRY OAK, PLANK**  
 ■ L0234-03590  
 ■ L0334-03590 **GW / SM**



sensation  
modern  
plank

1380 x 190 mm  
4-way bevel



FROST WHITE OAK, PLANK

■ L0231-03866  
■ L0331-03866 **GW / MA**



BRUSHED WHITE PINE, PLANK

■ L0231-03373  
■ L0331-03373 **GR / EM**



STUDIO OAK, PLANK

■ L0231-03867  
■ L0331-03867 **GW / MA**



MODERN DANISH OAK, PLANK

■ L0231-03372  
■ L0331-03372 **GW / SM**



NORTH CAPE OAK, PLANK

■ L0239-04289  
■ L0339-04289 **GW / MA**



NORDIC SAND OAK, PLANK

■ L0239-04291  
■ L0339-04291 **GW / MA**



NEW ENGLAND OAK, PLANK

■ L0231-03369  
■ L0331-03369 **GR / SM**



COASTAL OAK, PLANK

■ L0231-03374  
■ L0331-03374 **GW / EM**



ISLAND OAK, PLANK

■ L0239-04297  
■ L0339-04297 **GW / MA**




CITY OAK, PLANK

■ L0231-03868  
■ L0331-03868 **GW / MA**



MOORLAND OAK, PLANK

■ L0239-04305  
■ L0339-04305 **GR / MA**



SKAGEN OAK, PLANK

■ L0239-04293  
■ L0339-04293 **GW / MA**



TUNDRA OAK, PLANK

■ L0239-04299  
■ L0339-04299 **GW / MA**




SCRAPED VINTAGE OAK, PLANK

■ L0231-03376  
■ L0331-03376 **GR / SP**




VILLAGE OAK, PLANK

■ L0231-03375  
■ L0331-03375 **GW / EM**



MANOR OAK, PLANK

■ L0231-03370  
■ L0331-03370 **GR / SM**




STOCKHOLM OAK, PLANK

■ L0239-04295  
■ L0339-04295 **GW / MA**




RIVERSIDE OAK, PLANK

■ L0239-04301  
■ L0339-04301 **GW / MA**




ESTATE OAK, PLANK

■ L0239-04313  
■ L0339-04313 **GW / SM**




REFINED WALNUT, PLANK

■ L0239-04319  
■ L0339-04319 **WO / MA**



BARNHOUSE OAK, PLANK

■ L0239-04307  
■ L0339-04307 **GR / MA**



TASMANIAN OAK, PLANK

■ L0239-04317  
■ L0339-04317 **WO / MA**



FARMHOUSE OAK, PLANK

■ L0231-03371  
■ L0331-03371 **GR / SM**



LIMED GREY OAK, PLANK

L0231-03367  
L0331-03367

GW / EM



VINTAGE GREY OAK, PLANK

L0239-04311  
L0339-04311


GW / SM



GREY BARNHOUSE OAK, PLANK

L0239-04303  
L0339-04303

GR / MA



MEADOW OAK, PLANK

L0239-04309  
L0339-04309

GW / SM



URBAN GREY OAK, PLANK

L0231-03368  
L0331-03368


GW / EM



WEATHERED PINE, PLANK

L0239-04315  
L0339-04315

GW / MA



BLACK PEPPER OAK, PLANK

L0231-03869  
L0331-03869

GR / SM

long  
plank  
2050 x 205 mm  
4-way bevel



WINTER OAK, PLANK

L0223-01764  
L0323-01764

GW / SM



NATURAL ASH, PLANK

L0223-01766  
L0323-01766

AW / SM



ROMANTIC OAK, PLANK

L0223-03361  
L0323-03361


GW / SM



MODERN GREY OAK, PLANK

L0223-01753  
L0323-01753

GW / SM



DRIFT OAK, PLANK

L0223-01755  
L0323-01755


GW / SM



CLASSIC BEIGE OAK, PLANK

L0223-03359  
L0323-03359

GR / SM



EUROPEAN OAK, PLANK

L0223-01756  
L0323-01756


GW / SM



ROYAL OAK, PLANK

L0223-03360  
L0323-03360

GR / SM



BURNT OAK, PLANK

L0223-01757  
L0323-01757

GW / SM



COTTAGE GREY OAK, PLANK

L0223-03362  
L0323-03362


GW / SM



AUTUMN OAK, PLANK

L0223-01765  
L0323-01765


GW / SM



RECLAIMED GREY OAK, PLANK

L0223-01760  
L0323-01760


GR / SM



CHOCOLATE OAK, PLANK

L0223-01754  
L0323-01754

GW / SM



MIDNIGHT OAK, PLANK

L0223-01763  
L0323-01763

GW / SM



classic  
plank

1200 x 190 mm



SILVER OAK, PLANK

L0241-01807  
L0341-01807

GW / SM



MORNING OAK, PLANK

L0241-03364  
L0341-03364

GW / SM



PREMIUM OAK, PLANK

■ L0241-01801  
■ L0341-01801

**GW / SM**



VINEYARD OAK, PLANK

■ L0241-03366  
■ L0341-03366

**GW / SM**



NORDIC PINE, PLANK

■ L0241-01810  
■ L0341-01810

**WO / WA**



NATURAL OAK, PLANK

■ L0241-01804  
■ L0341-01804

**GW / SM**



NATURAL SAWCUT OAK, PLANK

■ L0241-01809  
■ L0341-01809

**GC / SM**



MOUNTAIN GREY OAK, PLANK

■ L0241-01802  
■ L0341-01802

**GW / SM**



DARK GREY OAK, PLANK

■ L0241-01805  
■ L0341-01805


**GW / SM**



THERMOTREATED OAK, PLANK

■ L0241-01803  
■ L0341-01803

**GW / SM**



MERBAU, PLANK

■ L0241-01599  
■ L0341-01599


**SO / SP**



BLACK OAK, PLANK

■ L0241-01806  
■ L0341-01806

**GW / SM**



big  
slab

1224 x 408 mm  
4-way bevel



ALPACA SLATE

■ L0220-01781  
■ L0320-01781

**GS / MA**



LIGHT GREY SLATE

■ L0220-01780  
■ L0320-01780

**GS / MA**



MEDIUM GREY SLATE

■ L0220-01779  
■ L0320-01779

**GS / MA**




CHARCOAL SLATE

■ L0220-01778  
■ L0320-01778

**GS / MA**

big  
slab


1224 x 408 mm



WHITE SLAB

■ L0218-01783  
■ L0318-01783

**SO / MA**



CONCRETE MEDIUM GREY

■ L0218-01782  
■ L0318-01782

**SO / MA**




**Know what?**  
 Our floors are guaranteed against wear, stains and fading for up to 33 years.

WARM NATURAL OAK, PLANK L0601-04394

# DOMESTIC elegance


1200 x 190 mm

It's the perfect solution when your budget is limited – but it is a budget solution in price only. With a 20-year guarantee, Domestic Elegance delivers quality laminate flooring with the durability that you expect from a Pergo floor.




NEW

MILK WHITE OAK, PLANK  
 L0601-04387  
 L0607-04387 – 4-way bevel  
 GW / SM




NEW

WATERFRONT OAK, PLANK  
 L0601-04395  
 L0607-04395 – 4-way bevel  
 GW / SM




NEW

RIVER OAK, PLANK  
 L0601-04389  
 L0607-04389 – 4-way bevel  
 GW / SM




NEW

NATURAL BEIGE OAK, PLANK  
 L0601-04390  
 L0607-04390 – 4-way bevel  
 GW / SM




NEW

WARM NATURAL OAK, PLANK  
 L0601-04394  
 L0607-04394 – 4-way bevel  
 GW / SM




NEW

CONVENT OAK, PLANK  
 L0601-04392  
 L0607-04392 – 4-way bevel  
 GW / SM




NEW

CANYON OAK, PLANK  
 L0601-04393  
 L0607-04393 – 4-way bevel  
 GW / SM




NEW

HIGHLAND BROWN OAK, PLANK  
 L0601-04391  
 L0607-04391 – 4-way bevel  
 GW / SM



NEW

VINEYARD OAK, PLANK  
 L0601-04386  
 L0607-04386 – 4-way bevel  
 GW / SM



NEW

ELEGANT GREY OAK, PLANK  
 L0601-04388  
 L0607-04388 – 4-way bevel  
 GW / SM

## Don't forget to add the finishing touches!

### YOUR SHOPPING LIST:

#### Floor

It's a good idea to add 10% to the measured floor surface.

#### Underlay

Goes under the floor, to help eliminate noise, level out the underfloor, give moisture protection or add floor heating. See page 68.

#### Installation tools

If you are going to install the floor yourself, make sure you get the tools you need to make it easy. Pergo offers a complete range of installation tools. Ask your dealer for advice! See page 70.

#### Wallbases

By adding wallbases in the same look as the floor, your interior gets a seamless and stylish impression.

#### Maintenance

Keep your floor looking its best with Pergo cleaning products. See page 71.

There are some things you might not think of as important parts of a beautiful floor. For the best-looking result, we recommend that you take the time to include accessories when you go floor shopping.



We'll guide you through the installation process.  
**Watch instruction video on [pergo.com](http://pergo.com)**





# 1

## Wallbases

Pergo's colour coordinated wallbases are installed easily and flexibly using a snap-in system, nails, screws or glue.



# 2

## Beading

When you want to keep existing wallbases or install plinths, a beading is a practical solution that can help hide transitions and add an extra design touch. It's also well suited for window frames that extend all the way down to the floor. A small and very useful wallbase.



# 3

## T-Mouldings

T-Mouldings are necessary for allowing floors to move when installing separate flooring sections on the same level, e.g., in two connecting rooms with the same floor. Available in our 5-in-1 solution.

## Transitions and finishing pieces

These accessories provide an elegant transition and compensate for height differences wherever laminate floors meet other flooring surfaces. Use a Carpet Transition between laminate and carpeting, and a Hard Surface Reducer between laminate and tiles. End Mouldings provide a nice finish against thresholds and in other similar situations. Available in our 5-in-1 solution.



# 4



# 5

## Stair noses

Pergo's flooring is an excellent choice even for staircases, where matching stair noses are used to provide an elegant finish to each individual step. Available in our 5-in-1 solution.



PGINCP(-)  
2150 x 13 x 48 mm

(see matching matrix for correct art no)

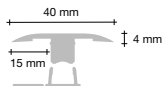
# 5 perfect finishes in 1

Pergo 5-in-1 offers different moulding solutions for different parts of your floor, all wrapped up in one handy package. The mouldings match your floor perfectly in colour as well as in structure, and the all-in-one solutions provide a seamless result. The surface is wear- and scratch-resistant laminate. The core consists of HDF and the bottom is made of plastic. With the patented Incizo® solution, you simply cut the moulding to the shape you need. Suitable for flooring heights between 7 and 10 mm.



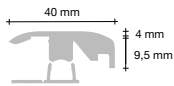
1

**T-moulding**  
From laminate to laminate.



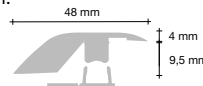
2

**Carpet transition**  
From laminate to carpet.




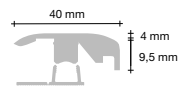
3

**Hard surface reducer**  
From laminate to ceramic, vinyl or linoleum.



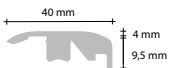
4

**End moulding**  
Finishing up to threshold, sliding doors, etc.



5

**Stair nose moulding, flush**  
For a flush finish on stair treads.



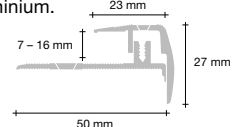
5

**Stair nose moulding**  
For a step down from a floating floor, e.g. at the top of the stairs or a step down in a room.



**Stair nose**  
PGSTPSILVME270, 2700 x 23 mm

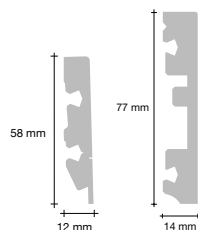
Fits flooring thickness 7 – 16 mm.  
Colour: silver.  
Surface: aluminium.



The Incizo® subprofile is required for stair application and has to be ordered separately.



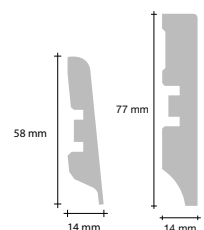
NEINCPBASE(-)  
See matching matrix for correct art no.



**Wallbase, straight**  
PGSK(-), 2400 x 12 x 58 mm – modern plank 9 mm, domestic elegance\*  
PGPSK(-), 2400 x 14 x 77 mm – modern plank 9 mm, domestic elegance

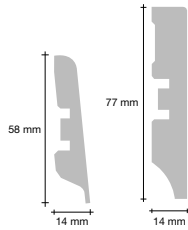
See matching matrix for correct art no. Colour matched.  
Surface: wear and scratch-resistant laminate. Core: MDF.  
PGSK(-) is adaptable to 40 mm height.  
\*8 straight and 8 corner connecting plugs included / pack (6 wallbases).

**Extra connecting plugs**  
NEPLUG, 48 pcs (24 corner plugs + 24 straight plugs)



**Wallbase, straight**  
PGSKR(-), 2400 x 14 x 58 mm – wide long plank, modern plank 8 mm, long plank, classic plank, big slab  
PGPSKR(-), 2400 x 14 x 77 mm – wide long plank, modern plank 8 mm, long plank, classic plank, big slab

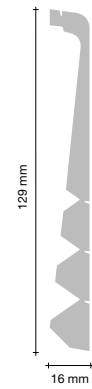
See matching matrix for correct art no.  
Colour matched. Surface: wear and scratch-resistant laminate.  
Core: MDF.



### Wallbase, straight

PGSKRWHITE, 2400 x 14 x 58 mm – white  
 PGSKRPAINT, 2400 x 14 x 58 mm – paintable  
 PGPSKRWHITE, 2400 x 14 x 77 mm – white  
 PGPSKRPAINT, 2400 x 14 x 77 mm – paintable

Colour: white, paintable. Surface: foil. Core: MDF.



### Wallbase, cover

PGSKRCOVERMD240, 2400 x 16 x 129 mm

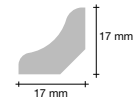
For easy and fast renovation.  
 Covers existing wallbase. Adaptable size.  
 Colour: paintable. Surface: foil. Core: MDF.



### Waterproof wallbase

NEVSKRPAINTA, 2000 x 12 x 55 mm

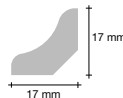
Waterproof. Hides expansion joints and protects walls.  
 Install with Multiglue. Colour: white, paintable.  
 Surface and core: waterproof polystyreen.



### Beading

PGSCOT(-), 2400 x 17 x 17 mm – modern plank 9 mm, domestic elegance

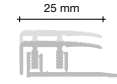
See matching matrix for correct art no.  
 Colour matched. Surface: wear and scratch-resistant laminate.  
 Core: MDF.



### Beading

PGSCOTWHITE, 2400 x 17 x 17 mm – white  
 PGSCOTPAINT, 2400 x 17 x 17 mm – paintable

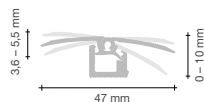
Colour: paintable. Surface: foil. Core: MDF.



### End moulding

PGENPSILVME270, 2700 x 25 mm

Fits flooring thickness 6 – 10 mm.  
 Colour: silver. Surface: aluminium.



### Combi moulding

PGPRSILVME186, 1860 x 47 mm




T-moulding and reducer in one. Plastic bottom rail.  
 Suitable for height differences of 0 – 12.3 mm.  
 Height: 10 mm (uninstalled). Colour: silver.  
 Surface: aluminium.

## Make a great floor greater!




- » Before installing your new Pergo laminate floor, you need to select an underlay.
- » With an underlay you can increase walking comfort, as well as add functionality to your floor.
- » Improve the acoustics in a room, or add moisture protection. Pergo underlays provide a wide range of benefits.
- » Turn the page to find the flooring underlay that is right for you!

**Make a great floor greater!**  
 Before installing your new floor, you need to select an underlay

# Underlays for wood subfloors

	<b>GOOD</b> Underlay Foam	<b>BETTER</b> Smart Underlay	<b>BEST</b> Silent Walk
Durability	●●○○○○	●●●●○○	●●●●●●
Walking sound reduction	●●○○○○	●●●○○○	●●●●●○
Floor heating	●●●●○○	●●●○○○	●●●●●●
Vapour barrier	NO	NO	YES*
Thickness	2 mm	3 mm	2 mm
			
	<b>Underlay Foam</b> PGUDLFOAM15B For rooms with light traffic. 15 m <sup>2</sup> / roll.	<b>Smart Underlay</b> PGUDLSMART15 For rooms with frequent traffic. 15 m <sup>2</sup> / pack.	<b>Silent Walk</b> PGUDLSW7 A very durable and strong underlay for rooms with more frequent traffic. 7 m <sup>2</sup> / roll.

# Underlays for concrete subfloors

	<b>GOOD</b> Underlay Foam+	<b>BETTER</b> Smart Underlay+	<b>BEST</b> Silent Walk
Durability	●●●○○○	●●●●○○	●●●●●●
Walking sound reduction	●●●○○○	●●●○○○	●●●●●○
Floor heating	●●●●○○	●●●○○○	●●●●●●
Vapour barrier	YES	YES	YES*
Thickness	2 mm	3 mm	2 mm
			
	<b>Underlay Foam+</b> PGUDLFOAMPLUS15 A good basis for rooms with less traffic. Integrated vapour barrier with an overlap and tape strip included. 15 m <sup>2</sup> / roll.	<b>Smart Underlay+</b> PGUDLSMARTPLUS15 Good in rooms with more frequent traffic. Integrated vapour barrier an overlap and tape strip included. 15 m <sup>2</sup> / pack.	<b>Silent Walk</b> PGUDLSW7 A very durable and strong underlay for rooms with more frequent traffic. 7 m <sup>2</sup> / roll.

\*When installing the SilentWalk on concrete floors or atop floorheating, tape the edges of the underlay with a damp-proof tape. Don't do this when installing on wooden subfloors.

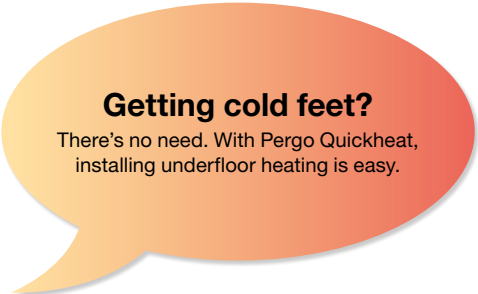
# Underlays for professional use



## Professional SoundBloc™

PGUDLPS15, 0.95 x 15.79 m = 15 m<sup>2</sup> / roll  
 PGUDLPS50, 0.95 x 52.64 m = 50 m<sup>2</sup> / roll

The best underlay for eliminating reflected walking sound. Increases walking comfort and provides excellent impact sound insulation. Integrated vapour barrier with an overlap and tape strip included.  
 Thickness: 2 mm  
 Material: Crosslinked polyethylene foam



### Getting cold feet?

There's no need. With Pergo Quickheat, installing underfloor heating is easy.



**Pergo Quickheat is the smart and easy way to enjoy underfloor heating. Nothing to cast in concrete, minimum bother – you can even forget about the electrician. Just roll out the Quickheat mats with built-in heating cables and click them together. Install the thermostat and safety box on the wall and plug in. It really is that simple.**

In addition to warmth, Pergo quickheat also provides walking comfort, so no other underlay is needed. By supplementing your primary heating system with Pergo Quickheat, you can also usually lower the temperature 2 – 3 degrees compared to using radiators. The timer included with the system can be set for 5 + 2 days.

## 1. Quick, comfortable warmth


Pergo Quickheat consists of two layers of foam plus a middle layer with heating cables and a reflective surface of aluminium foil. Thanks to the insulation and the heat-reflective surface in the bottom of the mat, all heat is directed upward for fast adjustment of the room's temperature.

## 2. Built-in safety feature

Pergo Quickheat has a built-in electrical safety feature that automatically disconnects power if a failure should occur. Naturally, the system is certified for do-it-yourself installation and fulfils international standards for removable floors.

## 3. Wireless thermostat in every room

With Pergo Quickheat you can easily fine-tune the temperature of each room. Once the mats have been rolled out, simply connect the safety box and set the wireless thermostat to the desired temperature. The flexible timer allows you to have separate floor heating settings for weekdays and weekends. Four individual time zones support your daily mode (morning, day, evening and night) and each period can be set with a unique temperature.



### Pergo Quickheat, 55

PGUDLQH2, 2 x 1 m  
 PGUDLQH3, 3 x 1 m  
 PGUDLQH4, 4 x 1 m  
 PGUDLQH5, 5 x 1 m

55 W / m<sup>2</sup>. 220 V 50 Hz (European plug).  
 Max load: 10 A (2300 W at 230 V).  
 Maximum installation area: 42 m<sup>2</sup>.  
 Suitable for 5% ~ 95% relative humidity.  
 Thickness: 8 mm. Thermal Insulation: 8 W / m<sup>2</sup> K.

### Filler mat

PGUDLQHILLERMAT, 6.37 m<sup>2</sup>

26 mats/box. Used for the space between the heating mats and the wall.

### Extension cables

PGQHEXTCAB025, 0.25 m  
 PGQHEXTCAB100, 1.0 m  
 PGQHEXTCAB200, 2.0 m

Used between mats and/or to extend between mats and safety box.




### Installation kit, wireless

PGUDLQHKITEU

Wireless thermostat, safety box, connector tool and installation instructions.

# installation



**Moisturbloc Extreme™**  
PGUDLMOH15, 1.05 x 15 m = 15 m<sup>2</sup>  
(5 cm overlap)

This vapour barrier has three times the moisture resistance of a traditional PE film. Can be installed on concrete floors with up to 95% relative humidity, making it ideal in basements and on concrete floors with high humidity. Moisturbloc Extreme™ makes it possible to install floors earlier during the construction of new homes.  
Thickness: 2.5 mm. Material: Polypropylene. Tape included.



**PE film (polyethylene)**  
PGUDLSCREEN34, 12.5 x 2.7 m  
= 33.75 m<sup>2</sup> / roll

A film that protects flooring from moisture vapour rising up from a mineral or concrete subfloor. Useful lifetime 50 years. Thickness: 0.2 mm. Material: Polyethylene, alkaline resistant.



**Installation kit**  
PGTOOL

Everything you need in one box. Contains tapping block, installation spacers in two sizes (2 x 18 = 36 pcs) and a pull bar.

**Extra spacers**  
PGSPACER, 48 pcs



**Wallbase installation kit**  
PGCLIPS15LM

For PGSKR(-) and PGPSKR(-) wallbases only, including paintable/white variants. Easy-to-use snap-in system where no nails or screws are visible. One installation kit covers 15 metres of wallbase.



**Wallbase installation clips**  
PGCLIPSKME95  
– modern plank 9 mm  
PGCLIPSKME7080  
– domestic elegance

For PGSK(-) wallbases only. Easy-to-use snap-in system where no nails or screws are needed. One installation kit covers 20 metres of wallbase.



**Wallbase installation track**  
NETRACK

For PGPSK(-) wallbases only. Glue on installation. Useful for easy access of hidden cables. One track per skirting is needed.



**Safeseal**  
PGSEAL500, 500 ml

For floor areas that require extra protection against moisture. PVAc based.



**Multiglue**  
PGGLUE290, 290 ml

Ideal for installing wallbases and mouldings. Hybrid polymer. One tube gives 15 running meters of skirting.



**Sealant**  
PGKIT(-), 310ml

For a beautiful finish. Dry in half an hour and fully cured after 24 hours. Available in 8 colours. Water-based acrylic.



**Radiator caps**  
PGRCINOX15, stainless steel  
Inner / outer diameter: 15 / 54 mm  
PGRCINOX22, stainless steel  
Inner / outer diameter: 22 / 54 mm



**Tape**  
NETAPE50, 50 m x 5 cm

Self-adhesive aluminium tape for underlays.

## Aqua accessories – for wet-area use with water-resistant laminate



**Aqua Sealant**  
PGKITTRANSP, 310 ml

For invisible and waterproof finishing around wallbases, mouldings, transitions, door frames, etc.



**Foamstrip**  
NEFOAMSTRIP20, 20 m x 10 mm

PE foam expansion joint filler. Serves as an elastic filler of all dilatation gaps around the floor perimeter. Requires sealing with Aqua Sealant.

# maintenance

The tightly sealed TitanX™ surface prevents dirt from taking hold, making Pergo laminate floors easy to clean. Our high-quality, ergonomically designed original maintenance accessories make it even easier to keep your floor looking fresh for longer. To maintain the lustre of a Pergo floor, avoid using regular cleaning products such as soaps and detergents as these will form a film on the surface. Pergo's special all-round cleaner removes dirt without leaving a film, if used correctly.



Cleaning kit  
PGCLEANINGKIT

High-quality mop set with extra-long ergonomic handle and a mop-cloth holder with a practical Velcro fastener for attaching the mop cloth.



All-round Floor Cleaner  
PGCLEANALL1000

Specially developed for cleaning laminate wood and vinyl flooring. Ideal for removing dirt, grease spots and heel marks, as well as for daily cleaning.



Repair wax  
PGREPAIR

Repair the colour of damaged planks quickly and easily with wax in colours that match the Pergo wood palette. Contains 1 melting knife, 1 comb, 7 wax blocks. For more information on how to mix colours, please visit [pergo.com](http://pergo.com).

## Easy to love, easy to live with.

Thanks to the surface treatment, your laminate floor is not only durable but also easy to maintain.

### Ordinary cleaning

Damp-mop the floor, only when needed. Use Pergo All-round Floor Cleaner and Pergo mop cloth. Dampen the mop cloth with warm water and Pergo All-round Floor Cleaner (mix 2 capfuls of Pergo All-round Floor Cleaner in 10 litre water). Mix carefully according to the manufacturer's instructions. Do not overuse. Used mop should be washed according to labelling, in 60 °C, without any additives. Do not work in larger areas than 15 – 20 m<sup>2</sup> at a time. Make sure the floor is dry after damp mopping.

### Heavily soiled or stained floors

To remove stubborn stains or markings, use Pergo All-round Floor Cleaner and a clean mop, towel or a scratch-free white or red pad if extra treatment is needed. Let it act for a few minutes. Remove the stain by wiping it away with a clean mop dampened with lukewarm water. Repeat if necessary. Wipe dry afterwards.

### Stain-removal guide

**Locally spotted areas:** Apply Pergo All-round Floor Cleaner to the spot. Let the floor cleaner dissolve the stain for a few minutes. Remove the stain by wiping it away with a clean mop dampened with lukewarm water. Repeat if necessary.

**Chocolate, grease, juice, cordials, wine:** Spray with Pergo All-round Floor Cleaner or use warm water added with All-round Floor Cleaner.

**Tar, crayon, lipstick, shoe polish, ink, carbon, nail polish or cigarettes:** Methylated spirit, acetone or household solvent, petroleum spirit.

**Candle wax and chewing gum:** Allow to harden then carefully scrape off.

### Avoid wax and polish

A Pergo laminate floor should never be waxed or polished. Never scrub with steel wool or any other coarse material as this may have a negative effect on the appearance and structure.

### Additional treatments

Some textured surfaces require special treatment as described:  
**Matt textures:** Dirt will generally stick harder to floors with matt textures. We therefore recommend that these types of floors be cleaned more regularly.

**Polished textures:** Dried watermarks are often more visible on polished textures. Always wipe with a dry mop after damp cleaning.

**Floors with bevelled edges:** Because water can accumulate in the bevel, be sure to always wipe dry.

### Protect your floor

We recommend using wheels for hard floors on office chairs. Also protect the floor by using felt pads on furniture legs. Always use a doormat at the front entrance.

# matching matrix



original Excellence	living Expression	Art.nr / Decor	5-in-1 13 x 48 PGINCP(-)	Wallbase straight 12 x 58 PGSK(-)	Wallbase straight 14 x 77 PGPSK(-)	Wallbase straight 14 x 58 PGSKR(-)	Wallbase straight 14 x 77 PGPSKR(-)	Beading 17 x17 PGSCOT(-)	Sealant 310 ml PGKIT(-)
L0241-01599	L0341-01599	Merbau, plank	01599	-	-	01599	01599	-	07
L0241-01801	L0341-01801	Premium Oak, plank	01801	-	-	01801	01801	-	04
L0241-01802	L0341-01802	Mountain Grey Oak, plank	01802	-	-	01802	01802	-	02
L0241-01803	L0341-01803	Thermotreated Oak, plank	01803	-	-	01803	01803	-	08
L0241-01804	L0341-01804	Natural Oak, plank	01731	-	-	01731	01731	-	05
L0241-01805	L0341-01805	Dark Grey Oak, plank	01730	-	-	01730	01730	-	02
L0241-01806	L0341-01806	Black Oak, plank	01806	-	-	01806	01806	-	08
L0241-01807	L0341-01807	Silver Oak, plank	01807	-	-	01807	01807	-	01
L0241-01809	L0341-01809	Natural Sawcut Oak, plank	01798	-	-	01798	01798	-	04
L0241-01810	L0341-01810	Nordic Pine, plank	01810	-	-	01810	01810	-	04
L0241-03364	L0341-03364	Morning Oak, plank	03364	-	-	03364	03364	-	02
L0241-03366	L0341-03366	Vineyard Oak, plank	03366	-	-	03366	03366	-	04
L0218-01782	L0318-01782	Concrete Medium Grey	01782	-	-	01782	01782	-	02
L0218-01783	L0318-01783	White Slab	01783	-	-	01783	01783	-	01
L0220-01778	L0320-01778	Charcoal Slate	01778	-	-	01778	01778	-	02
L0220-01779	L0320-01779	Medium Grey Slate	01779	-	-	01779	01779	-	02
L0220-01780	L0320-01780	Light Grey Slate	01780	-	-	01780	01780	-	02
L0220-01781	L0320-01781	Alpaca Slate	01781	-	-	01781	01781	-	02
L0223-01753	L0323-01753	Modern Grey Oak, plank	01753	-	-	01753	01753	-	03
L0223-01754	L0323-01754	Chocolate Oak, plank	01754	-	-	01754	01754	-	08
L0223-01755	L0323-01755	Drift Oak, plank	01755	-	-	01755	01755	-	03
L0223-01756	L0323-01756	European Oak, plank	01756	-	-	01756	01756	-	05
L0223-01757	L0323-01757	Burnt Oak, plank	01757	-	-	01757	01757	-	04
L0223-01760	L0323-01760	Reclaimed Grey Oak, plank	01760	-	-	01760	01760	-	02
L0223-01763	L0323-01763	Midnight Oak, plank	01763	-	-	01763	01763	-	02
L0223-01764	L0323-01764	Winter Oak, plank	01764	-	-	01764	01764	-	02
L0223-01765	L0323-01765	Autumn Oak, plank	01765	-	-	01765	01765	-	02
L0223-01766	L0323-01766	Natural Ash, plank	01766	-	-	01766	01766	-	03
L0223-03359	L0323-03359	Classic Beige Oak, plank	03359	-	-	03359	03359	-	04
L0223-03360	L0323-03360	Royal Oak, plank	03360	-	-	03360	03360	-	08
L0223-03361	L0323-03361	Romantic Oak, plank	03361	-	-	03361	03361	-	02
L0223-03362	L0323-03362	Cottage Grey Oak, plank	03362	-	-	03362	03362	-	02
L0231-03367	L0331-03367	Limed Grey Oak, plank	03367	-	-	03367	03367	-	02
L0231-03368	L0331-03368	Urban Grey Oak, plank	03368	-	-	03368	03368	-	02
L0231-03369	L0331-03369	New England Oak, plank	03369	-	-	03369	03369	-	02
L0231-03370	L0331-03370	Manor Oak, plank	03370	-	-	03370	03370	-	04
L0231-03371	L0331-03371	Farmhouse Oak, plank	03371	-	-	03371	03371	-	08
L0231-03372	L0331-03372	Modern Danish Oak, plank	03372	-	-	03372	03372	-	01
L0231-03373	L0331-03373	Brushed White Pine, plank	03373	-	-	03373	03373	-	01
L0231-03374	L0331-03374	Coastal Oak, plank	03374	-	-	03374	03374	-	03
L0231-03375	L0331-03375	Village Oak, plank	03375	-	-	03375	03375	-	04
L0231-03376	L0331-03376	Scraped Vintage Oak, plank	03376	-	-	03376	03376	-	05
L0231-03866	L0331-03866	Frost White Oak, plank	03866	-	-	03866	03866	-	02
L0231-03867	L0331-03867	Studio Oak, plank	03867	-	-	03867	03867	-	02
L0231-03868	L0331-03868	City Oak, plank	03868	-	-	03868	03868	-	04
L0231-03869	L0331-03869	Black Pepper Oak, plank	03869	-	-	03869	03869	-	08
L0234-03568	L0334-03568	Siberian Oak, plank	03568	-	-	03568	03568	-	02
L0234-03570	L0334-03570	Rocky Mountain Oak, plank	03570	-	-	03570	03570	-	02
L0234-03571	L0334-03571	Seaside Oak, plank	03571	-	-	03571	03571	-	03
L0234-03589	L0334-03589	Chateau Oak, plank	03589	-	-	03589	03589	-	05
L0234-03590	L0334-03590	Country Oak, plank	03590	-	-	03590	03590	-	08
L0234-03862	L0334-03862	Light Fjord Oak, plank	03862	-	-	03862	03862	-	01
L0234-03863	L0334-03863	Fjord Oak, plank	03863	-	-	03863	03863	-	02
L0234-03864	L0334-03864	Lodge Oak, plank	03864	-	-	03864	03864	-	08
L0234-03865	L0334-03865	Chalked Nordic Oak, plank	03865	-	-	03865	03865	-	02
L0234-03870	L0334-03870	Beach Town Oak, plank	03870	-	-	03870	03870	-	04
L0239-04289	L0339-04289	North Cape oak, plank	04289	04289	04289	-	-	04289	01



		5-in-1	Wallbase straight	Wallbase straight	Wallbase straight	Wallbase straight	Beading	Sealant
		13 x 48 PGINCP(-)	12 x 58 PGSK(-)	14 x 77 PGPSK(-)	14 x 58 PGSKR(-)	14 x 77 PGPSKR(-)	17 x17 PGSCOT(-)	310 ml PGKIT(-)
original Excellence	living Expression	Art.nr / Decor						
L0239-04291	L0339-04291	Nordic Sand Oak, plank						
L0239-04293	L0339-04293	Skagen Oak, plank						
L0239-04295	L0339-04295	Stockholm Oak, plank						
L0239-04297	L0339-04297	Island Oak, plank						
L0239-04299	L0339-04299	Tundra Oak, plank						
L0239-04301	L0339-04301	Riverside Oak, plank						
L0239-04303	L0339-04303	Grey Barnhouse Oak, plank						
L0239-04305	L0339-04305	Moorland Oak, plank						
L0239-04307	L0339-04307	Barnhouse Oak, plank						
L0239-04309	L0339-04309	Meadow Oak, plank						
L0239-04311	L0339-04311	Vintage Grey Oak, plank						
L0239-04313	L0339-04313	Estate Oak, plank						
L0239-04315	L0339-04315	Weathered Pine, plank						
L0239-04317	L0339-04317	Tasmanian Oak, plank						
L0239-04319	L0339-04319	Refined Walnut, plank						

		5-in-1	Wallbase straight	Wallbase straight	Wallbase straight	Wallbase straight	Beading	Sealant
		13 x 48 PGINCP(-)	12 x 58 PGSK(-)	14 x 77 PGPSK(-)	14 x 58 PGSKR(-)	14 x 77 PGPSKR(-)	17 x17 PGSCOT(-)	310 ml PGKIT(-)
domestic Elegance	Art.nr / Decor							
L060x-04386	Vineyard Oak, plank							
L060x-04387	Milk White Oak, plank							
L060x-04388	Elegant Grey Oak, plank							
L060x-04389	River Oak, plank							
L060x-04390	Natural Beige Oak, plank							
L060x-04391	Highland Brown Oak, plank							
L060x-04392	Convent Oak, plank							
L060x-04393	Canyon Oak, plank							
L060x-04394	Warm Natural Oak, plank							
L060x-04395	Waterfront Oak, plank							

## Incizo® stairbase subprofile

PRODUCT GROUP	RANGE	MAT. DESCRIPTION	FITS TO FLOOR THICKNESS
Classic plank	domestic Elegance	NEINCPBASE1	7 mm
Classic plank, big slab	living Expression / original Excellence	NEINCPBASE2	8 mm
Long plank	living Expression / original Excellence	NEINCPBASE6	9.5 mm
Modern plank (Sensation)	living Expression / original Excellence	NEINCPBASE8	8 mm
Wide Long Plank (Sensation)	living Expression / original Excellence	NEINCPBASE6	9.5 mm

# technical guide

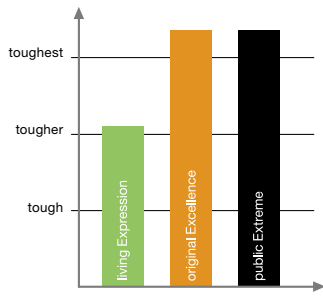
Features		public Extreme	original Excellence	living Expression	domestic Elegance
TitanX™		•	•	•	•
Scratch Resistance		Very high	Very high	High	High
AquaSafe Technology*		•	•	•	–
PerfectFold™ 3.0		•	•	•	–
Moisture Resistance		Very high	High	High	Medium
Antistatic		•	•	•	•
Hygienic		•	•	•	•
Environmental label PEFC		•	•	•	•
Environmental label Nordic Ecolabel		•	•	•	•
Triple Guarantee		Lifetime	Lifetime	25 years	20 years
Technical	Standard				
Class of use	EN 13329	34	33	32	32
Fire classification	EN 13501	Bfl-s1	Bfl-s1**	Cfl-s1	Cfl-s1
Formaldehyde emission	EN 717	E1	E1	E1	E1
VOC emission	agBB/DIBt	•	•	•	•
Generic anti-microbial effect	JIS Z 2801	> 99%	> 99%	> 99%	> 99%
Wear Resistance	EN 13329	AC6	AC5	AC4	AC4
Impact Resistance	EN 13329	IC4	IC3	IC2	IC2
Resistance to Castor Chair	EN 13329 (class 34)	No damage	–	–	–
Resistance to Castor Chair	EN 13329	No damage	No damage	No damage	No damage
Slip Resistance	EN 14041	Class DS	Class DS	Class DS	Class DS
Thermal Resistance	EN 12667	0.07 m² K/W	0.07 m² K/W	0.06 m² K/W	0.06 m² K/W
Body Voltage	EN 1815	<2kV (antistatic)	<2kV (antistatic)	<2kV (antistatic)	<2kV (antistatic)

\*available in Modern Plank and Wide Long Plank with a 10-year wet guarantee and Classic Plank with a 5-year wet guarantee.

\*\* Cfl-s1 for Modern Plank 9 mm.

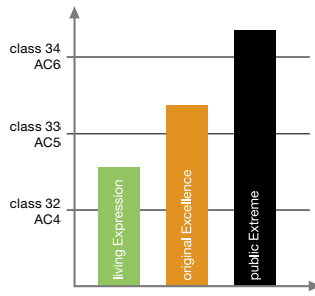
# formats

	Length	Panel, mm		Thickness	Packages			
		Width			Panels/pack	m²/pack	Pack/pallet	m²/pallet
<b>original Excellence</b>								
L0241-xxxxx Classic Plank, <b>aquasafe</b>	1200	190		8	7	1.596	48	76.61
L0223-xxxxx Long Plank 4V	2050	205		9.5	6	2.522	44	110.95
L0231-xxxxx Modern Plank 4V – Sensation, <b>aquasafe</b>	1380	190		8	7	1.835	48	88.08
L0239-xxxxx Modern Plank 4V – Sensation, <b>aquasafe</b>	1380	190		9	6	1.573	64	100.68
L0234-xxxxx Wide Long Plank 4V – Sensation, <b>aquasafe</b>	2050	240		9.5	6	2.952	33	97.42
L0218-xxxxx Big Slab	1224	408		8	2	0.999	80	79.90
L0220-xxxxx Big Slab 4V	1224	408		8	2	0.999	80	79.90
<b>living Expression</b>								
L0341-xxxxx Classic Plank, <b>aquasafe</b>	1200	190		8	7	1.596	48	76.61
L0323-xxxxx Long Plank 4V	2050	205		9.5	6	2.522	44	110.95
L0331-xxxxx Modern Plank 4V – Sensation, <b>aquasafe</b>	1380	190		8	7	1.835	48	88.08
L0339-xxxxx Modern Plank 4V – Sensation, <b>aquasafe</b>	1380	190		9	6	1.573	64	100.68
L0334-xxxxx Wide Long Plank 4V – Sensation, <b>aquasafe</b>	2050	240		9.5	6	2.952	33	97.42
L0318-xxxxx Big Slab	1224	408		8	2	0.999	80	79.90
L0320-xxxxx Big Slab 4V	1224	408		8	2	0.999	80	79.90
<b>domestic Elegance</b>								
L0601-xxxxx Classic Plank	1200	190		7	8	1.824	64	116.74
L0607-xxxxx Classic Plank 4V	1200	190		7	8	1.824	64	116.74



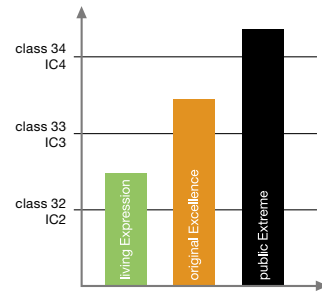
### Scratch resistance

The TitanX™ surface offers the best scratch and scuff protection on the market, ensuring that the floor retains its lustre.



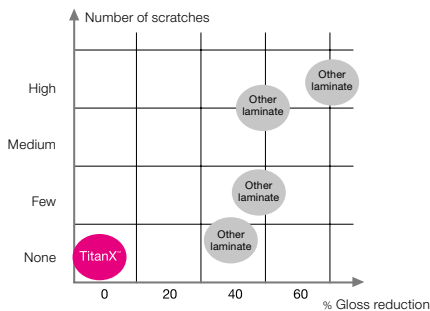
### Wear resistance

A Pergo laminate floor will withstand the abrasion and wear of everyday life, year in and year out.



### Impact resistance

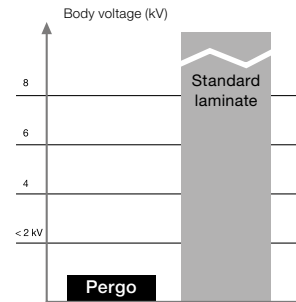
A unique multilayer construction and the dense core material protects the floor against dropped objects and high-heeled shoes.



### Scratch resistance

Pergo has an extra layer of aluminium oxide particles that make it more resistant to scratches than most comparable laminate floors. For our test we use Scotch Brite® abrasive fleeces. One part of the surface is rubbed 160 times at a load of 0.4 kg, then we look for scratches. Another part of the surface is rubbed 80 times at a load of 0.6 kg, then we measure the change of gloss. We compare our TitanX™ solutions with four other laminate floors.

**Here's the key to Pergo durability!**  
The TitanX™ surface protection, provides superior resistance to scratch, wear and impact.



### Antistatic flooring

The European method EN 14041 is used to measure the body voltage a walking person collects when walking on a floor. A value below 2 kV is required for antistatic floorings.



**WEAR PROTECTION** Pergo's patented TitanX™ surface is the best multilayer protective floor finish on the market, providing wear resistance that exceeds normal standards for commercial environments.



**SCRATCH RESISTANCE** The TitanX™ surface has an extra protective layer providing the best scratch- and scuff-resistance on the market, so your Pergo floor will retain its lustre much longer than other laminate floors.



**IMPACT RESISTANCE** The unique multilayer construction of our TitanX™ surface, together with a dense core material, provides very high impact resistance for handling dropped objects and high-heeled shoes.



**ANTI-STATIC** Pergo laminate floors eliminate static electricity. Electrostatic charges are dissipated through electrically conductive graphite in the flooring. This method fulfils the market's most stringent antistatic requirements.



**EASIER CLEANING** A Pergo floor with TitanX™ surface is much easier to clean than ordinary floors. The reason is that the TitanX™ surface is so tightly sealed that dirt simply cannot take hold.



**WATER RESISTANCE** Pergo combines moisture-resistant core materials with a strong and tight click-joint. On some of our ranges we also apply the unique Aquasafe technology. The result is some of the most water-resistant floors on the market.



**HIGH FIRE RESISTANCE** A Pergo floor with TitanX™ surface has a natural high resistance to fire thanks to its multilayer construction. This, combined with the core's density, allows for faster heat dissipation.




**HYGIENIC** A Pergo laminate floor makes it easier to maintain a high level of hygiene. Bacteria require nourishment and moisture in order to thrive, and the tightly sealed, easy to clean TitanX™ surface makes this impossible. This provides a high level of hygiene naturally, without chemical antiseptics.



**EASY INSTALLATION** Pergo's patented PerfectFold™ 3.0 installation system makes installation faster and easier because you simply fold the floor into place.

**Our floors look even better in real life!**

Visit our website and order samples of your favourite designs.



[pergo.com](http://pergo.com)

**PERGO**<sup>®</sup>