

PERGO®

WOOD PARQUET

NEW!



FLOORS FOR REAL LIFE

product build up **4**

formats **6**

treatments and finishes **8**

collections **10**

product samples **34**

easy installation **42**

accessories **43**

technical info **58**

Created by nature, enhanced by Pergo

Nothing adds warmth and character to a room like a wood floor. The inherent personality of the material, with the unique variation it offers, makes the perfect starting point for creating a beautiful interior.

We value the importance of design. But we also know that there are other aspects to consider when choosing a floor. How well will it stand up to the tests your family will put it to every day? And how easy is it to install?

As we introduce Pergo wood floors, we


bring over thirty years of experience and a tradition of making beautiful floors for real life. Our durable, high-quality wood flooring is designed to be just as easy to install and reliable as other Pergo floors. But with the feeling only real, natural wood can provide.



SUBLIME ASH, PLANK W0108-01739

Natural beauty meets Pergo durability

Pergo wood floors are built as they should be: to last. After all, floors need to withstand quite a lot. Children, accidents and parties are all part of life – which is why Pergo floors are designed with them in mind.



1 Protective finish

7 layers of uv-cured water based lacquer or quality oil, provide maximum protection and ensure easy maintenance

2 Face layer

A carefully selected wood layer (2.5 or min 3 mm) that can be sanded 2 – 3 times

3 Advanced core

The core absorbs the stresses and strains that are put on your floor, and ensures that it remains stable in all conditions

4 Balanced backing

The backing veneer is made from ecologically certified wood and helps to perfectly balance the boards

Pergo wood floors consist of 3 layers of wood with the grain running in different directions to reduce the natural swelling and shrinking caused by fluctuations in temperature and humidity. An advanced core of spruce or pine absorbs stress and strain to ensure that your floor remains stable in all conditions.



The perfect result is just a click away!

The PerfectFold™3.0 system allows for quick and easy installation anywhere. Just click the planks together using any one of three optional methods that works best for you. Read more about the drop-down, angling and horizontal insertion options on page 42.





PLANK DESIGN 1: 2200 x 220 mm. 2: 1820 x 190 mm. 3: 1820 x 145 mm.
BLOCK DESIGN 4: 1820 x 186 mm. 5: 2200 x 190 mm.

It's your life.

Create the stage you want.

Wide, long planks of wood that transform and elevate a large room to make it grand. Or blocked planks that can help a small room to grow? Our seven collections feature wood floors in a wide variety of sizes, designs and looks. Should you settle on a format first, or go for your favourite species of wood? The answer is entirely up to you. Either way, we will make sure you get a beautiful, durable and vibrant Pergo wood floor.



All materials used in the making of our wood floors have been carefully screened and selected in order to be sure of their ecological origin.

As a testament to our true commitment to care for the environment, Pergo was the first flooring company ever to receive the official Nordic Ecolabel, the Green Swan. It signifies that all our products are certified as a good environmental choice with respect to the product's overall impact on the environment.

We have the same ambition for our new wood floors. The core is made from spruce or pine. The top layer is sourced from sustainable supplies of oak and ash in Europe. All our lacquer and oil meet strict international emission norms, so you can enjoy your wood flooring in the knowledge that it is made with respect for the environment.




Getting to know wood


Designing a wood floor is all about bringing out the allure of wood. About making natural beauty come to life. But wood is also a material that invites you to add a finishing touch, through different surface treatments and finishes. In this catalogue you will find a wide range of designs that are contemporary as well as timeless. Floors that will stand the test of time, in more ways than one.

Grading


Each tree is unique, and even different parts of the same tree produce different appearances. Knots and grain patterns help define and add character. Some of our products have more character than others, and that is why we have developed a grading system to help you find the floor with the expression you want.



Wood with subtle variations and small knots.



Wood with large knots and a lively variation in colour.




Rustic wood with pronounced, dark-filled knots and cracks.

Structure



Brushed

Brushing the surface of a wood plank accentuates the natural grain structure, and enhances the authentic look and feel of the wood.



Deep brushed

The wood surface is treated with special brushes, brushing down the soft parts between the annual rings. Deep brushing enhances the natural wood feel even more.




Saw cuts

The random marks of a saw cut surface really show off the craftsmanship and character of the wood planks, and add a genuine feeling to the room.

Finish

Wood is a material that truly grows more beautiful with time. And to ensure that you may enjoy your floors for many years to come, our floors are given a protective and caring surface finish. All our floors are ready for use right out of the box, with no extra surface treatment necessary. Choose between two finishes – oil and lacquer – bringing out different qualities in the wood to give them a distinct look. All our lacquer and oil meet strict international emission norms, so you can enjoy your wood flooring knowing that it was made with respect for the environment.



Satin lacquer



Matt lacquer



High-quality oil finish

7 protective layers of lacquer

Our floors are highly scratch and wear resistant compared to other lacquered wood floors. The lacquer also makes the floor dirt-repellent, easy to clean, and resistant against water as well as household chemicals. The icons indicate the shine of the floor, from a satin to a matt look.

Oil really puts emphasis on the authenticity of real wood and gives it an extra matt look. With oil, you get a surface that will age gracefully.

Bevels

Bevels define each individual plank, creating the feeling of an authentic wood floor. Our collections feature designs with bevels on the longest sides, all sides or no bevels for a smooth, even floor.



2-way bevel



4-way bevel



Plank design | 2200 x 220 x 14 mm | 4-way bevel

Svalbard

Long and wide planks that will add warmth and character to any room. The surface is one single piece of wood emphasizing the natural beauty of the material. Bevels along all edges help underline the long-plank design.



Plank design | 2200 x 220 x 14 mm | 4-way bevel

Svalbard





CHALKED OYSTER OAK, PLANK W0103-01738



Special block design | 2200 x 190 x 14 mm

Jomfruland

A unique design with strips in different sizes creating the look of a renovated, reclaimed wood floor. The aged edges, cracked knots, saw cut structures and variations in colour and dimensions all add to the distinct character of these floors.



Special block design | 2200 x 190 x 14 mm

Jomfruland





WINTER OAK, VARIATION W0511-01629

Plank design | 1820 x 190 x 14 mm | 2-way bevel

Gotland

A single-plank collection made with carefully selected, durable wood. Bevels on the longest edges add depth to the room. The collection provides a good balance in wood species, structure and finish that allow you to create just the look you desire.







SCANDINAVIAN ASH, PLANK W0105-01740



Plank design | 1820 x 190 x 14 mm | 2-way bevel

Gotland



Block design | 2200 x 190 x 14 mm

Värmdö

This design is created in a three-strip arrangement, offering endless decorating opportunities. This look is particularly stunning in smaller spaces, and is a great compliment to your interior decoration.





TRADITIONAL OAK, 3-STRIP W0311-01751



Block design | 2200 x 190 x 14 mm

Värmdö



RUSTIC WHITE ASH, 3-STRIP W0311-01739



NATURAL ASH, 3-STRIP W0311-01748



LIMED OAK, 3-STRIP W0311-01749



CLASSIC OAK, 3-STRIP W0311-01750

Plank design | 1820 x 145 x 14 mm | 2-way bevel

Bornholm

The single-plank design brings out the natural texture and different pattern of wood. This collection offers various wood species and finishes, with bevels on the longest edges to give structure to the floor.



SMOKED OAK, PLANK W0108-01354





SAND OAK, PLANK W0108-01341

Plank design | 1820 x 145 x 14 mm | 2-way bevel

Bornholm



Block design | 1820 x 186 x 14 mm

Sjælland

Two-strip pattern planks are ideal for creating an individual look. The pattern allows the wood to give each design its own unique character, and works on small surfaces as well as in large rooms.



ARCTIC OAK, 2-STRIP W0210-01742



LOUNGE OAK, PLANK W0210-01741



NATURAL OAK, 2-STRIP W0210-01338






WHITE ASH, 3-STRIP W0412-01739



Block design | 2200 x 190 x 13 mm

Åland

These three-strip patterns present a floor that gives the illusion of a larger, more open space. Enjoy the beauty and style of real wood in vibrant, lively combinations to provide the perfect background for everyday life.





Svalbard

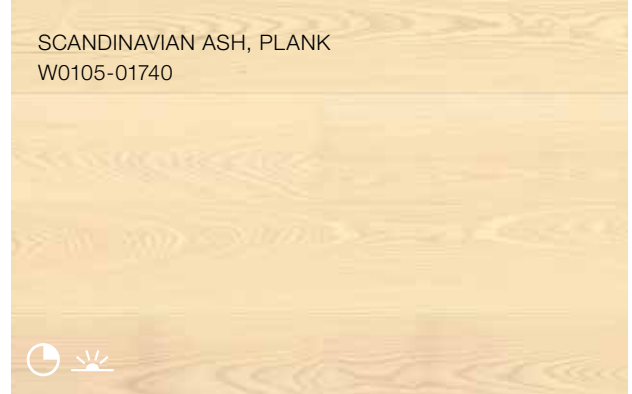
Plank design | 2200 x 220 x 14 mm | 3 mm surface | 4-way bevel



For technical reasons the colours printed here may differ from actual floor colours. We recommend visiting a dealer to view a sample prior to purchase.

Gotland

Plank design | 1820 x 190 x 14 mm | 3 mm surface | 2-way bevel



Bornholm

Plank design | 1820 x 145 x 14 mm | 3 mm surface | 2-way bevel



For technical reasons the colours printed here may differ from actual floor colours. We recommend visiting a dealer to view a sample prior to purchase.



Jomfruland

Special block design | 2200 x 190 x 14 mm | 3 mm surface



COFFEE OAK, VARIATION
W0511-01632



A unique design with strips in different sizes creating the look of a renovated, reclaimed wood floor. The aged edges, cracked knots, saw cut structures and variations in colour and dimensions all add to the distinct character of these floors.



For technical reasons the colours printed here may differ from actual floor colours. We recommend visiting a dealer to view a sample prior to purchase.





Värmdö

Block design | 2200 x 190 x 14 mm | 3 mm surface




Sjælland

Block design | 1820 x 186 x 14 mm | 3 mm surface



Åland

Block design | 2200 x 190 x 13 mm | 2,5 mm surface




For technical reasons the colours printed here may differ from actual floor colours. We recommend visiting a dealer to view a sample prior to purchase.

Click and go!

30%
faster
installation

The PerfectFold™ 3.0 system makes installation faster and easier than ever. What's more, the floor has already been given a protective finish, so once your floor is installed, you can immediately start walking on it and decorating the interior of your home.

Just click your planks together using the method that works best for you and there's no risk of you damaging the floor panels. Even if you want to reinstall your planks, the PerfectFold™ 3.0 makes it easy to lift them up and replace them when necessary.



Drop down

The ideal method for quickly installing a large area. Click the plank at the long side joint, slide it until it meets the end of the previously installed plank, and press down.



Angle

The ideal method for installing the first row of planks. Click the planks together first at the short end, and then at the long sides.



Insert horizontally

Unlike many other brands, Pergo wood floors can also be inserted horizontally. A very handy option for places where it is difficult or impossible to tilt the planks (when installing the last row of planks, or under door frames and radiators).

accessories

Completing the picture

When it comes to floors, beauty really is in the details. Because what would the new living room floor be without the wallbases and mouldings to match? The staircase without the finishing stair nose?

A floor is a complete home decor solution. Which is why we not only have developed a full line of matching accessories such as wallbases and mouldings, but also offer multi-functional underlays and underfloor heating solutions as well as all the accessories you need for installation and maintenance.

Our accessories are organised in five groups according to function and properties: Aesthetics, Underlays, Underfloor heating, Installation and Maintenance. You'll find more about each group on the following pages.





3

4

1

2

3

aesthetics

The aesthetic impression of a floor is determined to large extent by functional details such as wallbases, mouldings and stair noses. Pergo's PEFC certified assortment of wallbases and mouldings are coordinated to match the colour and decor of the floor, making them beautiful and durable accessories that truly accentuate your new home environment.



1. Wallbases

Pergo's colour coordinated wallbases are installed easily and flexibly using a snap-in system, nails, screws or glue. All wallbases have milled grooves on the back for easily concealing cables.



2. T-Mouldings

T-Mouldings are necessary for allowing floors to move when installing separate flooring sections on the same level, e.g. in two connecting rooms with the same floor. Available in our 5-in-1 solution.



3. Transitions and finishing pieces

These accessories provide an elegant transition and compensate for height differences wherever wood floors meet other flooring surfaces. Use a Carpet transition between wood and carpeting, and a Hard surface reducer between wood and tiles. End mouldings provide a nice finish against thresholds and in other similar situations. Available in our 5-in-1 solution.



4. Stair noses

Pergo's flooring is an excellent choice even for staircases, where matching stair noses are used to provide an elegant finish to each individual step. Available in our 5-in-1 solution.



INCIZO  [®]
PATENTED TECHNOLOGY



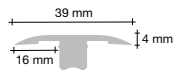
PGWINCP(-)
2150 x 16 x 54 mm
(see matching matrix for correct art no)

5 perfect finishes in 1

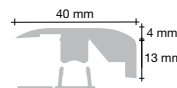
Pergo 5-in-1 offers different moulding solutions for different parts of your floor, all wrapped up in one handy package. The mouldings match your floor perfectly in colour, as well as in texture, and the one-piece solutions give a seamless installation result. The surface is made of wear and scratch-resistant veneer. The core consists of HDF and the bottom rail is made of plastic. With the patented Incizo[®] solution, you easily cut the moulding to the shape you need. Knife is included. Suitable for flooring heights between 12.5 and 14 mm.



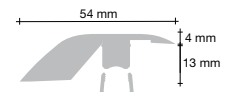
T-moulding
From wood to wood



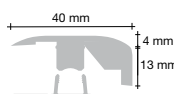
Carpet transition
From wood to carpet



Hard surface reducer
From wood to ceramic, vinyl or linoleum



End moulding
Finishing up to threshold, sliding doors, etc



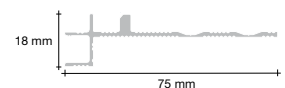
Stair nose moulding, flush
For a flush finish on stair treads



Stair nose moulding
For a step down from a floating floor, e.g. at the top of the stairs or a step down in a room


Stairbase

The Incizo[®] subprofile is required for stair application and has to be ordered separately.
NEWINCPBASE3ME215 For all wood floors with 14 mm thickness.
NEWINCPBASE4ME215 For all wood floors with 13 mm thickness.



wallbases

Colour matched to the floor. Easy and flexible installation with snap-in, nails, screws or glue.
Separate wallbase installation kit available. Possible to hide cables during the installation.



Wallbase, straight

PGWPPSKR(-)

(see matching matrix for correct art no)

2400 x 16 x 80 mm

Colour matched

Surface: wear and scratch-resistant veneer

Core: MDF



Wallbase, white & paintable

PGWPPSKRWHITE, white

PGWPPSKRPAINT, paintable

2400 x 16 x 80 mm

Colour: white, paintable

Surface: foil

Core: MDF



Beading

PGSCOTWHITE, white

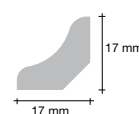
PGSCOTPAINT, paintable

2400 x 17 x 17 mm

Colour: white, paintable

Surface: foil

Core: MDF





underlays

Preparation is key!

Before you start installing your new Pergo wood floor, you must select an underlay. It will add not only walking comfort, but also functionality to your floor. And of course, a great floor requires an underlay that will retain its properties over time. Underlays of lesser quality may eventually give way, causing damage to the floor joints.

We offer a wide range of underlay solutions, suited for different needs. Do you need to improve the acoustics in the room or neighbouring rooms,

or do you need moisture protection? The overview below will serve as a guide when choosing the flooring underlay that is right for you.



Walking noise reduction

Walking noise is the sound heard in the room from walking on the floor. The higher the emitted walking noise reduction value, the better the sound reducing property of the underlay.



Impact sound insulation

Impact sound is the sound heard in the room below when someone walks on the floor. All Pergo underlays either meet or exceed requirements for impact sound insulation. The higher the impact sound reduction value, the better the sound insulating property of the underlay.



Water vapour resistance

Pergo wood floors must be protected from moisture rising up from below. A vapour barrier offers resistance against passage of water vapour, which is necessary when the wood floor is installed on a mineral subfloor, such as concrete. A vapour barrier can be provided either by a separate layer such as a PE film, or by a layer integrated in the underlay (combination products).



Installation over underfloor heating

When installing a wood floor in combination with an underlay over underfloor heating, the thermal resistance of the total installation should ideally not exceed 0.15 m² K/W. If exceeded the effect of the underfloor heating might be slightly reduced. The lower the thermal insulation value of the underlay, the more suitable the underlay is for installation over underfloor heating.

	Sound improvement & Moisture protection		Sound improvement			Moisture protection	
	Professional SoundBloc™	Smart Underlay+	Smart Underlay	WhisperWalk®	Underlay Foam	Moisturbloc Extreme™	PE film
Thickness	2 mm	3 mm	3 mm	4 mm	1.8 mm	2.5 mm	0.2 mm
Walking noise reduction						-	-
Impact sound insulation							-
Water vapour resistance	✓	✓	-*	-*	-*	✓	✓
Installation over underfloor heating (m ² K/W)	0.053	0.086	0.11	0.06	0.045	0.048	0.0005

*Install in combination with PE film or Moisturbloc Extreme™ if installed on a mineral substrate.

sound improvement & moisture protection



Professional SoundBloc™

PGUDLPS15, 0.95 x 15.79 m = 15 m²/roll
PGUDLPS50, 0.95 x 52.64 m = 50 m²/roll

The best underlay to eliminate walking noise. Increases walking comfort with excellent impact sound insulation. Integrated vapour barrier with 60 mm overlap and tape strip included.

Thickness: 2 mm
Material: Polyolefin foam with PE foil



Smart Underlay+

PGUDLSMARTPLUS15

The best impact sound insulation underlay. A fold-out, easy to install underlay that also reduces walking noise and increases walking comfort. Integrated vapour barrier with 50 mm overlap and tape strip included.

1.2 x 12.5 m = 15 m²/pack
Thickness: 3 mm
Material: High flexible polystyrene foam with integrated aluminium foil



sound improvement



Whisperwalk®

PGUDLWHISPER10

A thick underlay made of wood fibre that absorbs impact sound, increases walking comfort and compensates for minor height differences between different floor levels.

790 x 590 mm = 10.25 m²/pack
Thickness: 4 mm
Material: Multilayered softboard from wood fibres



Smart Underlay

PGUDLSMART10

A fold-out, easy to install underlay that increases walking comfort with excellent walking noise reduction and impact sound insulation.

8.33 x 1.2 m = 10 m²
Thickness: 3 mm
Material: Extruded polystyrene foam





Underlay foam

PGUDLFOAM15B

An underlay that absorbs impact sound and increases walking comfort.

0.95 x 15.79 m = 15 m²/roll

Thickness: 1.8 mm

Material: Extruded polyethylene



moisture protection



Moisturbloc Extreme™

PGUDLMOI15

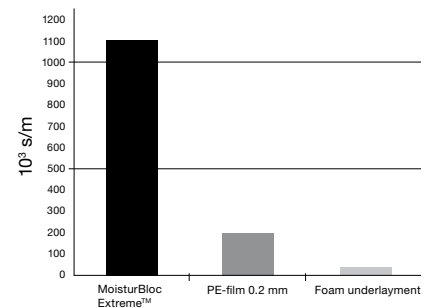
The underlay with three times the moisture vapour resistance as traditional PE film. Can be installed on concrete floors with up to 95% relative humidity, making it ideal in basements and on concrete floors with high humidity. Moisturbloc Extreme™ makes it possible to install floors earlier during the construction of new homes. 1.05 x 15 m = 15 m² (5 cm overlap). Tape included.

Thickness: 2.5 mm

Material: Polypropylene



Resistance to vapour penetration



PE film (polyethylene)

PGUDLSCREEN34, 12.5 x 2.7 m = 33.75 m²/roll

PGUDLSCREEN100, 37 x 2.7 m = 100 m²/roll

An underlay that protects flooring from moisture vapour rising up from a mineral or concrete subfloor. Useful lifetime 50 years.

Thickness: 0.2 mm

Material: Polyethylene, alkaline resistant





3

2


1

underfloor heating



THE CLICK & PLUG SYSTEM

Pergo quickheat is the smart and easy way to enjoy underfloor heating. Nothing to cast in concrete, minimum bother – you can even forget about the electrician. Just roll out the quickheat mats with built-in heating cables and click them together. Install the thermostat and safety box on the wall, and plug in. It really is that simple. In addition to warmth, Pergo quickheat also provides walking comfort, so no other underlay is needed. And by supplementing your primary heating system with Pergo quickheat you can usually lower the temperature 2 – 3 degrees compared to using radiators. The timer included with the system can be set for 5 + 2 days.



1. Quick, comfortable warmth

Pergo quickheat consists of two layers of foam plus a middle layer with heating cables and a reflective surface of aluminium foil. Thanks to the insulation and the heat reflective surface in the bottom of the mat, all heat is directed upward for fast adjustment of the room's temperature.

2. Built-in safety feature

Pergo quickheat has a built-in electrical safety feature that automatically disconnects power if a failure should occur. Naturally, the system is certified for do-it-yourself installation and fulfils international standards for removable floors.



3. Wireless thermostat in every room

With Pergo quickheat you can easily fine-tune the temperature of each room. Once the mats have been rolled out, simply connect the safety box and set the wireless thermostat to the desired temperature.

The flexible timer allows you to have separate floor heating settings for week-days and weekends. Four individual time zones support your daily mode (morning, day, evening and night) and each period can be set with a unique temperature.

Pergo quickheat, 55

PGUDLQH2, size 2 x 1 m

PGUDLQH3, size 3 x 1 m

PGUDLQH4, size 4 x 1 m

PGUDLQH5, size 5 x 1 m

55 W/m²

220 V 50 Hz (European plug)

Max load: 10 A (2300 W at 230 V)

Maximum installation area 42 m²

Suitable for 5% ~ 95% relative humidity

Thickness 8 mm

Thermal Insulation: 8 W/m²K

Filler mat

PGUDLQHILLERMAT

6.37 m²

26 mats/box

Used for the space between the heating mats and the wall.

Installation kit, wireless

PGUDLQHKITEU

Wireless thermostat, safety box, connector tool and installation instructions.

Extension cables

PGQHEXTCAB025, size 0.25 m

PGQHEXTCAB100, size 1.0 m

PGQHEXTCAB200, size 2.0 m

Used between mats and/or to extend between mats and safety box.



installation

Pergo flooring is well known for being easy to install. Of course, we also have all the tools, accessories and kits you need to do the job with ease and to achieve perfect results.



Installation kit

PGTOOL

Everything you need in one box. Contains tapping block, installation spacers in two sizes (2 x 18 = 36 pcs) and a pull bar.

Extra spacers

PGSPACER, 48 pcs



Wallbase installation kit

PGCLIPS15LM

All wallbases are installed with an easy to use snap-in system where no nails or screws are visible. One installation kit is enough for 15 metres of wallbase.



SafeSeal

PGSEAL500

500 ml

Used for floor areas that require extra protection against moisture. PVAc based.



Multiglue

PGGLUE290

290 ml



Suitable for all materials and substrates. Cures quickly with very high final strength. Ideal for installing wallbases and mouldings. Hybrid polymer.



Sealant

310 ml

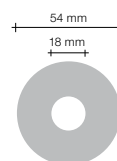
For a beautiful finish. Dry in half an hour and fully cured after 24 hours. Available in 8 colours. Water based acrylic.

-  PGKIT01
-  PGKIT02
-  PGKIT03
-  PGKIT04
-  PGKIT05
-  PGKIT06
-  PGKIT07
-  PGKIT08



Radiator caps

PGRACOOAK, oak
 PGRACOBEECH, beech
 PGRACOMAPLE, maple
 PGRACOCERRY, cherry
 PGRACOWHITE, white
 PGRACOBROWN, dark brown



Tape

PGTAPE50
 50 m x 5 cm
 Self-adhesive aluminium tape for underlays



maintenance



Cleaning kit

PGCLEANKIT

High quality mop set with extra long ergonomic handle and a mop holder with a practical Velcro fastener for attaching the mop cloth.

Separate mop cloth

PGCLEANMOP



All round Floor Cleaner

PGCLEANALL1000

Specially developed for cleaning laminate, wood and vinyl flooring. Ideal for removing dirt, grease spots and heel marks, as well as for daily cleaning.



Repair wax

PGREPAIR

Repair the colour of damaged planks quickly and easily with wax in colours covering the Pergo wood palette. Contains 1 melting knife, 1 comb, 7 wax blocks. For more information on how to mix colours please visit pergo.com

Cleaning and maintenance tips

Oiled wood floors need regular maintenance to look their best. If you clean your floor on a weekly basis with Pergo cleaning products, you should use Regular oil care once a month. In addition to regular maintenance, it is recommended that you treat your wood floor with Deep oil care once a year or whenever needed.



Regular oil care

PGWCARE1000

Pergo Regular oil care maintains and adds a protective layer to your oiled floor, preventing it from drying out and making sure it will age beautifully.





Deep oil care

PGWMAINTOILN, neutral
PGWMAINTOILW, white

A treatment for intense care and repair. Deep oil care has good penetrating qualities that go deep into the wood, helping it to retain its original look and become more wear-resistant.

Matching matrix

	
5-in-1 16 x 54 PGWINCP(-)	Wallbase straight 16 x 80 PGWPPSKR(-)

Svalbard		
W0103-01623 Sublime Oak, plank	01341	01341
W0103-01624 Natural Mountain Oak, plank	01334	01334
W0103-01625 Smoked Mansion Oak, plank	01354	01354
W0103-01626 Grey Vintage Oak, plank	01626	01626
W0103-01737 Glacier Oak, plank	01627	01627
W0103-01738 Chalked Oyster Oak, plank	01626	01626
Gotland		
W0105-01338 Estate Oak, plank	01334	01334
W0105-01339 Castle Oak, plank	01335	01335
W0105-01340 Urban light Oak, plank	01340	01340
W0105-01341 Fjord Oak, plank	01341	01341
W0105-01739 Country Ash, plank	01740	01740
W0105-01740 Scandinavian Ash, plank	01740	01740
W0105-01741 Forest Oak, plank	01741	01741
Bornholm		
W0108-01339 Cottage Oak, plank	01335	01335
W0108-01341 Sand Oak, plank	01341	01341
W0108-01354 Smoked Oak, plank	01354	01354
W0108-01739 Sublime Ash, plank	01740	01740
Sjælland		
W0210-01338 Natural Oak, 2-strip	01334	01334
W0210-01741 Lounge Oak, 2-strip	01741	01741
W0210-01742 Arctic Oak, 2-strip	01742	01742
W0210-01744 Summer Oak, 2-strip	01341	01341
Värmdö		
W0311-01739 Rustic White Ash, 3-strip	01740	01740
W0311-01740 Scandinavian Ash, 3-strip	01740	01740
W0311-01748 Natural Ash, 3-strip	01748	01748
W0311-01749 Limed Oak, 3-strip	01749	01749
W0311-01750 Classic Oak, 3-strip	01335	01335
W0311-01751 Traditional Oak, 3-strip	01334	01334
Åland		
W0412-01339 Oak, 3-strip	01335	01335
W0412-01739 White Ash, 3-strip	01740	01740
Jomfruland		
W0511-01629 Winter Oak, variation	01627	01627
W0511-01630 Mountain Oak, variation	01630	01630
W0511-01632 Coffee Oak, variation	01632	01632

Formats

	Collection	Length, mm	Width, mm	Thickness	Panels/pack*	m ² /pack	Pack/pallet	m ² /pallet
Plank design	Svalbard	2200	220	14	4 planks	1,936	64 boxes	123.90 m ²
	Gotland	1820	190	14	6 planks	2,0748	55 boxes	114.11 m ²
	Bornholm	1820	145	14	6 planks	1,5834	66 boxes	104.5 m ²
Block design	Sjælland	1820	186	14	6 planks	2,0311	55 boxes	111.71 m ²
	Värmdö	2200	190	14	6 planks	2,5080	55 boxes	137.94 m ²
	Åland	2200	190	13	6 planks	2,5080	55 boxes	137.94 m ²
	Jomfruland	2200	190	14	6 planks	2,5080	55 boxes	137.94 m ²

* Plank design: 1 split plank/pack
Block design: 1 split plank/2 packs



Guarantee

Thanks to a robust and innovative construction, every Pergo wooden floor is made to last, and that's why our products come with an extensive warranty. Floors with a 3 mm surface layer have a lifetime guarantee, and floors with a 2.5 mm surface layer are covered for 25 years.



pergo.com

PERGO[®]

Pergo (Europe) AB, Box 1010, SE-231 25 Trelleborg, Sweden
Tel +46 410 36 31 00, Fax +46 410 461 15

Pergo is a quality product produced by **UNILIN** bvba, division flooring, Ooigemstraat 3, 8710 Wielsbeke, Belgium, Europe.



Production: Konovalenko. Photo: Johan Kalén, Åke E:son Lindman/Adamsky, Sving, Patrizia Intiso, Lotta Agaton. Printed on PEFC-certified paper.